

MANTA ED 65-85-100-120-150

CHARACTERISTICS

MANTA ED 65-85-100-120-150 is a rugged and inexpensive machine guaranteeing an extremely accurate cutting. Head sliding on two chromium-plated and ground bars by means of linear ball-bearings. It is equipped with a submersible pump placed inside the base to collect the water cooling the blade. Vertical head motion by means of a handwheel for a fast and stable adjustment. Tilting head for 45° cuts.

ACCESSORIES: 1 submersible pump; set of servicing wrenches.

OPTIONALS: diamond cutting blade; side stop; diagonal square; side table; wheels.



ARTICLE	MANTA	 mm	 RPM	 kW - Volt	 mm	 mm	 mm
120150ED	65	350 - 25,4	2800	2,2 - 230*	650 mm	130 mm	110 mm
120200ED	85	350 - 25,4	2800	2,2 - 230*	850 mm	130 mm	110 mm
120250ED	100	350 - 25,4	2800	2,2 - 230*	1000 mm	130 mm	110 mm
120300ED	120	350 - 25,4	2800	2,2 - 230*	1200 mm	130 mm	110 mm
120350ED	150	350 - 25,4	2800	2,2 - 230	1500 mm	130 mm	110 mm







* 3kw-triphas version also available

ED 120-150-200 SPECIAL

CHARACTERISTICS

MANTA ED 120-150-200 SPECIAL is a rugged, precise, versatile and inexpensive machine with an extremely accurate cutting. The head slides on two chromium-plated ground bars by means of linear ball-bearings. It is equipped with a submersible pump placed inside the base to collect the water cooling the blade. Vertical head motion by means of a handwheel. Tilting head for 45° cuts; integrated angle legs



ARTICLE	MANTA	 mm	 RPM	 kW - Volt	 mm	 mm	 mm
120311	120 SP	350-30	1400	2,2-230	1200 mm	210mm	110 mm
120301	120 SP	350-30	1400	4-400	1200 mm	210 mm	110 mm
120305	120 SP	450-30	2800	4-400	1200 mm	210 mm	150 mm
120356	150 SP	350-25,4	2800	2,2-230	1500 mm	210 mm	150 mm
120354ED	150 SP	450-25,4	2800	3-400	1500 mm	210 mm	150 mm
120400ED	150 SP	450-30	2800	4-400	1500 mm	210 mm	150 mm
120457	200 SP	450-30	1400	2,2-230	2000 mm	210 mm	150 mm
120458	200 SP	350-25,4	2800	2,2-230	2000 mm	210 mm	150 mm
120451	200 SP	450-30	2800	4-400	2000 mm	210 mm	150 mm

This sheet cannot be reproduced or changed in any of its parts without permission of Global Shipping S.p.a. Unipersonale.